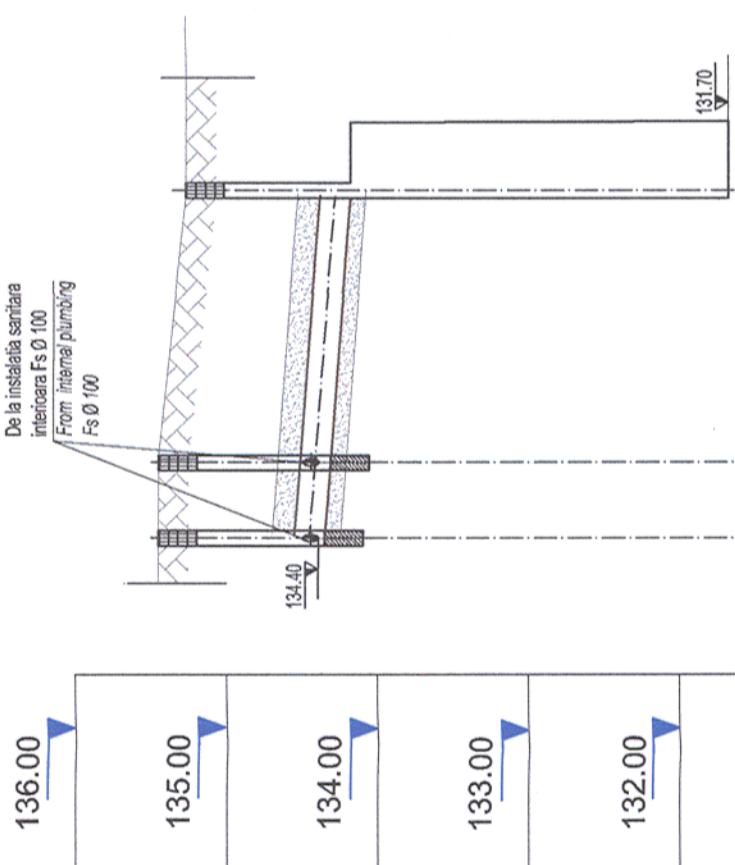


Profil longitudinal Longitudinal profile



DENUMIRE CAMIN NUMBER OF CHAMBER	M ₁	M ₂	FSV
COTA TEREN AMENAJAT APPLIANCE GROUND QUOTA	135.45	135.45	135.27
COTA CAPAC CAMIN CHAMBER COVER QUOTA	135.45	135.45	135.27
COTA RADIER CAMIN (tub) CHAMBER FOUNDATION QUOTA (tube)	134.35	134.31	134.18
ADANCIME CAMIN DEPTH OF THE CHAMBER	1.10	1.14	1.05
DISTANTA INTRE CAMINE ON THE CENTER CHAMBER DISTANCE	5 m	5 m	18 m
DISTANTE CUMULATE LENGTH ADDED	0 E	5 E	23 E
PANTA TUB CANALIZARE SEWAGE SLOAPE	7 ‰		
DIAMETRU + MATERIAL TUB CANAL DIAMETER+TUBE MATERIAL	Tub PEGO, tip SN4, Ø 200 mm/ COPE tube, SN4 type, Ø 200 mm		


NOTA / NOTE:

- * Prezentul plan se va consulta impreuna cu planurile: PT.2A.03.08.IS.05.001, PT.2A.03.08.IS.05.003 și PT.2A.03.08.IS.14.001.
- * Legenda se va citi în planul: PT.2A.03.08.IS.14.001.
- * The present design will be consult with the following drawings: PT.2A.03.08.IS.05.001, PT.2A.03.08.IS.05.003 and PT.2A.03.08.IS.14.001.
- * The cartouche will be consult in the drawing no: PT.2A.03.08.IS.14.001.


EXECUTAREA LUCRARILOR DE MONTAJ A RETELOR DE ALIMENTARE CU APA SI CANALIZARE SE VA FACE CU RESPECTAREA PRESCRIPTIILOR DIN CAIETELE DE SARCINI SPECIFICE ACESTOR TIPURI DE LUCRARI.

THE EXECUTION OF THE FIXING WORKS FOR WATER SUPPLY AND SEWERAGE NETWORK WILL BE CARRIED OUT ACCORDING TO THE PROVISIONS OF THE TECHNICAL SPECIFICATIONS THAT ARE INTENDED FOR THIS TYPES OF WORKS.

- * Cerinta de calitate minima corespunzator nivelului de performanta este **Is** - in conformitate cu prevederile H.G. 925 - 1995.
- * Categoria de importanta a lucrarilor hidrotehnice este "**C**" (normala) - in conformitate cu prevederile STAS 2473 - 1983.
- * Minimum quality requirement adequate performance level are **Is** - in correspondance with G.R. 925 - 1995.
- * Importance class for hydrotechnical works is "**C**" (normal) - in correspondance with STAS 2473 - 1983 forecast.



Referat / Expertiza
Report / Expertise



BENEFICIAR / BENEFICIARY :



COMPANIA NAȚIONALĂ DE CĂI FERATE "CFR" SA



PROIECTANT / DESIGNER:

Subcontractant / Subcontractor	VIOTOP	
Approbat Approved	Sef de echipa Team leader	C. Teodorescu
Verificat Checked	Expert Cheie Key Expert	B. Goessler

Approbat Approved	Adjunct Sef de echipa Deputy Team leader	A.M. Baicu	01.2013	01.2013
Proiectat Designed	Inginer Engineer	Fl. Duta	01.2013	01.2013

"Reabilitarea liniei c.f. Frontieră - Curtici - Simeria, parte componentă a coridorului IV Pan - European pentru circulația trenurilor cu viteză maximă de 160 km/h"

"Rehabilitation of the Railway Line Border - Curtici - Simeria, component Part of the IV Pan -European Corridor for the Trains Circulation with maximum speed of 160 km/h"

Denumire desen / Drawing name:
Statia CFR MILOVA. Retea exteriora de canalizare apă uzată menajeră. Profil longitudinal prin canalizare.
MILOVA Railway Station. Wastewater sewerage network. Longitudinal profile.

Scara / Scale	Revizia / Revision	Cod desen / Drawing Code	Nr / No
Oriz - 1 : 500; Vert. - 1 : 50		PT.2A.03.08.IS.14.004	01/01

Project 9j
35311.1

Faza / Phase:
PTH+CS / TD+TS